

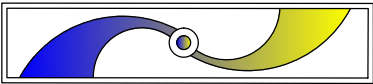



SIMBOLO	DESCRIPCION
	CONSOLA DE A/A TIPO SLIP
	COMPRESOR DE A/A
	EXTRACTOR 12"X12" 120VAC
	FAN COIL A/A

ACOMETIDA A/A

VOLTAJES	CAPACIDAD	Consumo	CALIBRE	BREAKER	KW
240 VAC	12000 BTU	6 Amp.	12AWG	20 AMP	1.4
	18000 BTU	9 Amp.	10 AWG	30 AMP	2.1
	24000 BTU	12 Amp.	10 AWG	30 AMP	2.8
	36000 BTU	17 Amp.	8 AWG	50 AMP	4.0
	48000 BTU	24 Amp.	8 AWG	50 AMP	5.8
	60000 BTU	30 Amp.	8 AWG	50 AMP	7.2



TABLA LEYENDA A/A

PROYECTO: OC 2130

UBICACION: Sector SANTIAGO

DISEÑO Y PLANIFICACION: GSSGG

LEYENDA A-A

NO. DE PLANO:
OC 2130

ESCALA: N/A

P. 10

